



Macsome Audiobook Converter for Windows

User Manual

Overview

- [Introduction](#)
- [Key Features](#)
- [System Requirements](#)

Purchase & Registration

- [Purchase Macsome](#)
- [Register Macsome](#)

Installation & Interface

- [Installation](#)
- [Main Interface](#)
- [Menu](#)
- [Language Bar](#)

Tutorials

- [Add Audible Audiobooks](#)
- [Delete Audible Files](#)
- [Customize Output Settings](#)
- [Convert Audible Audiobooks](#)
- [View Conversion History](#)

Support & Contact

- [Support](#)
- [Contact Us](#)



Overview

- [Introduction](#)
- [Key Features](#)
- [System Requirements](#)

Introduction

Thank you for using Macsome Audiobook Converter Windows version.

[Macsome Audiobook Converter Windows version](#) is a professional Audible audiobooks Converter. With it, you can convert Audible aa or aax files to MP3, M4B and M4A with 60X faster conversion speed. Besides, Audiobook Converter for Win lets you convert audiobooks with ID3 tags kept after converting, including Title, Artist, Author, Year, Genre, Comments, etc.

If you want to keep chapters after conversion, you can select M4A as the output format.

Key Features

- Download Audible audiobooks with its original high quality
- Convert Audible audiobooks to MP3/M4A/M4B at 60x speed
- Remain the ID3 Tags information of tracks after conversion

System Requirements

- Operating System: Windows 7, 8, 10 (32-bit & 64-bit).
- RAM: 512M or higher RAM.
- Processor: 1G Hz Intel processor or above CPU.
- Monitor: 1024*768 resolution display or higher Monitor.



Purchase & Registration

- [Purchase Macsome Audiobook Converter for Windows](#)
- [Register Macsome Audiobook Converter for Windows](#)

Purchase Macsome Audiobook Converter for Win

Quick Link:

To learn more and download the latest version of Macsome Audiobook Converter for Windows, please visit to its homepage:

<https://macsome.com/audio-book-converter-win/>

To buy a license key for Macsome Audiobook Converter for Windows, please visit its online store:

<https://macsome.com/audio-book-converter-win/online-tutorial.html>


1. Why should I buy Windows version of Macsome Audiobook Converter?

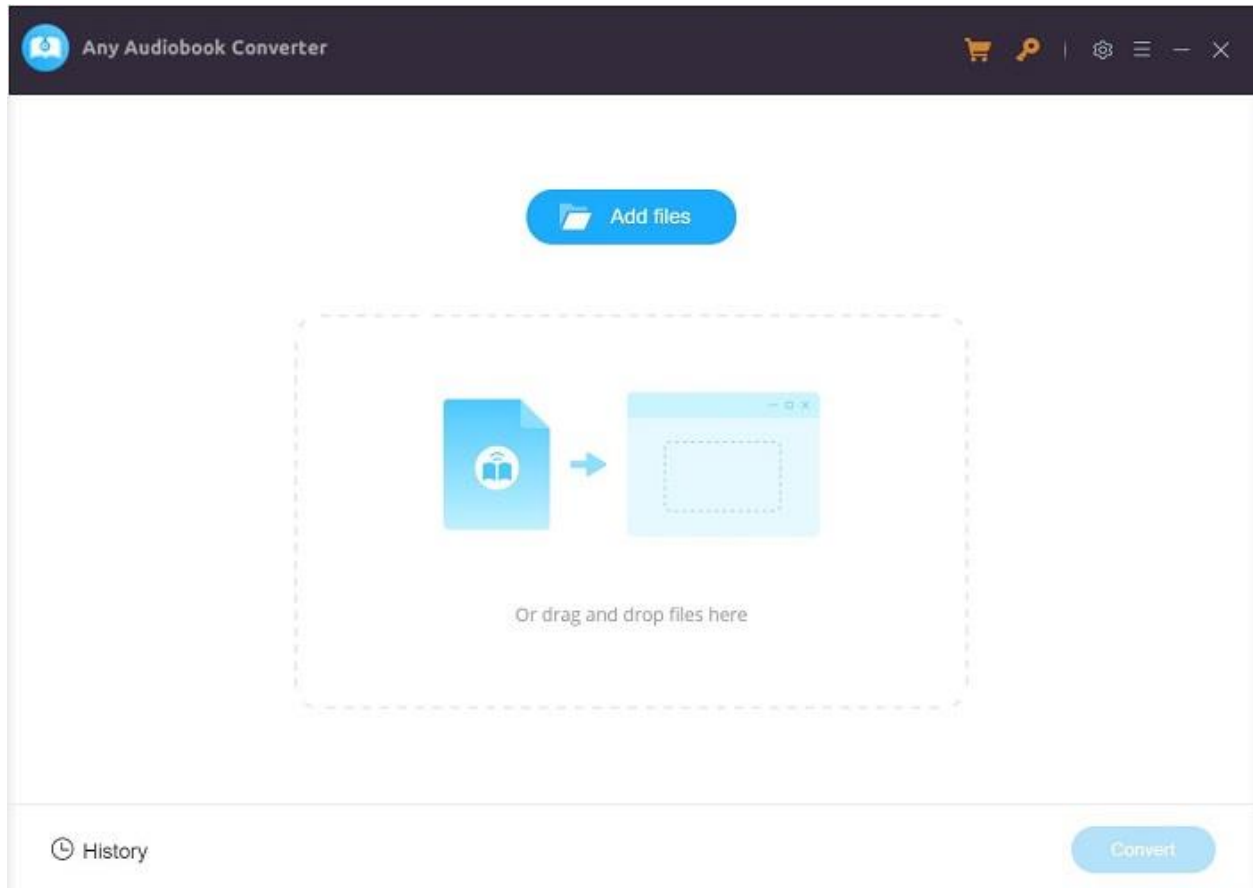
Macsome Audiobook Converter Windows version is a shareware. Trial version has the limits to convert a third of for each audiobook file for sample testing. After purchasing the program, you will be provided a license with your user ID and key code to unlock this limit.

2. What benefits do I have after registration?

- You can convert audiobooks without time limitation.
- You can enjoy lifetime FREE upgrades to the latest versions of the same product.
- You can enjoy FREE technical supports.

Register Macsome Audiobook Converter for Win

Step 1. Run Macsome Audiobook Converter for Win. You can directly click the  "Registration Key" icon or click the top-right "Menu" button and choose "Register" in the drop-down list, and you will get the registration window.



Step 2. Copy and paste the registration Email and Code into the registration popup dialog.

Note: The registration info is case sensitive. And, please do not add blank at the beginning or the end of the word. Make sure both the Email address and key code are the same as what we provided in the confirmation email after purchasing the program.




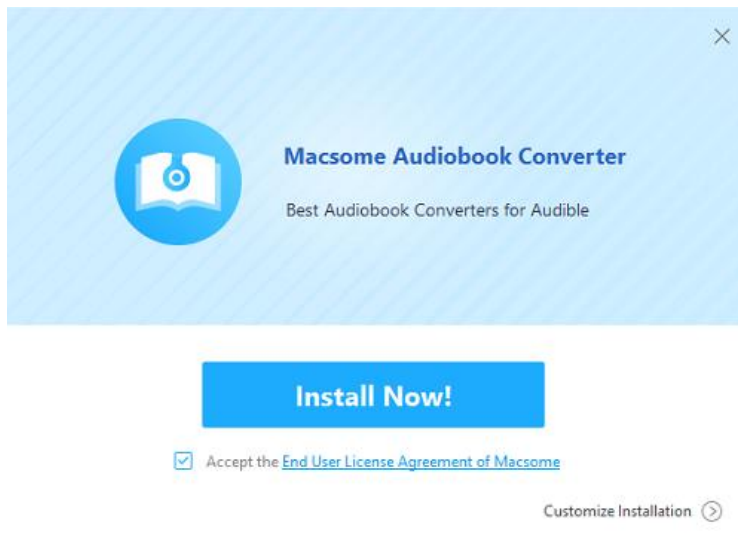
Installation & Interface

- Installation
- Main Interface
- Menu
- Language Bar

Installation

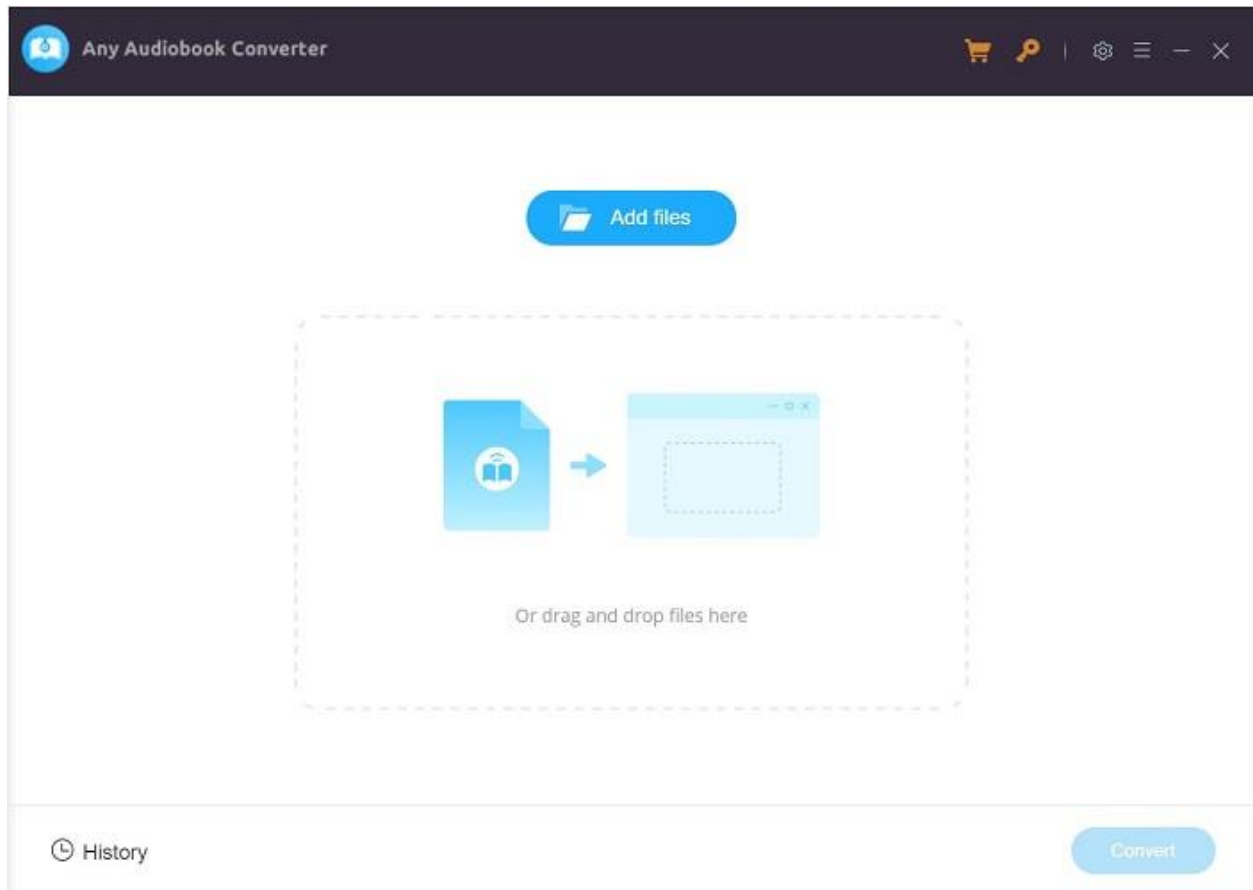
To install this product, please follow the steps below:

1. Download Macsome Audiobook Converter Windows version from [Download Page](#).
2. Double click the installation file **audiobook-converter-win.exe** to install the program.
3. Follow the instruction to finish the installation.
4. Then you will see there is an icon of the program  on the desktop.




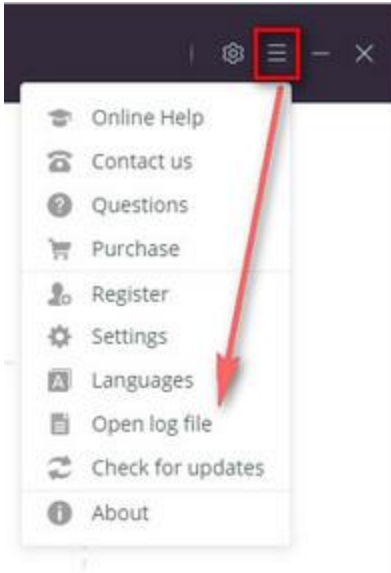
Main Interface

After you launch Macsome Audiobook Converter for Win, you will see the main interface below:



Menu

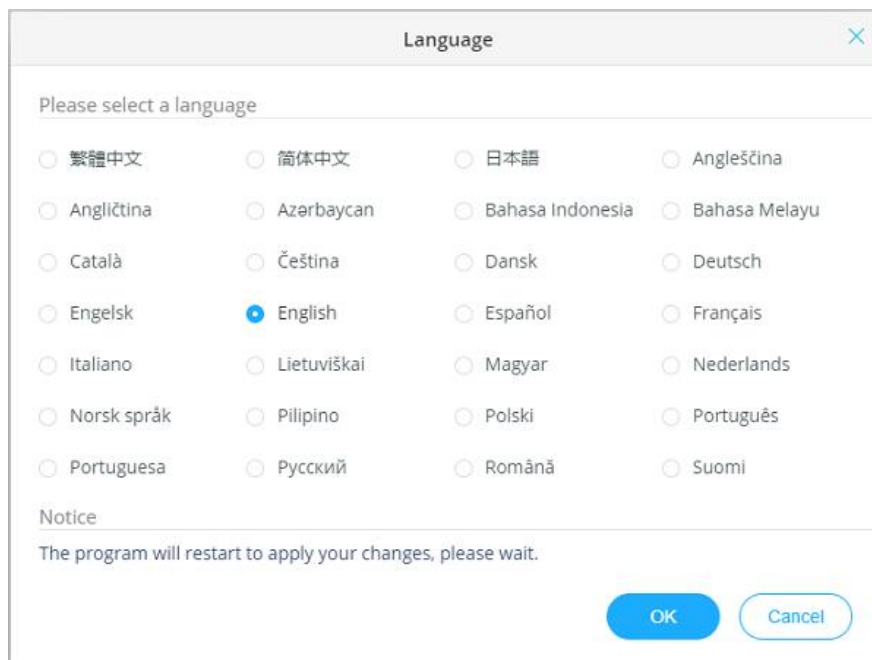
When clicking the menu  button, you will see the menu list like this:



Language Bar

Now, Macsome Audiobook Converter supports 37 languages.

By clicking the language button in "Menu", you are able to switch the current language of the Macsome program to another language.



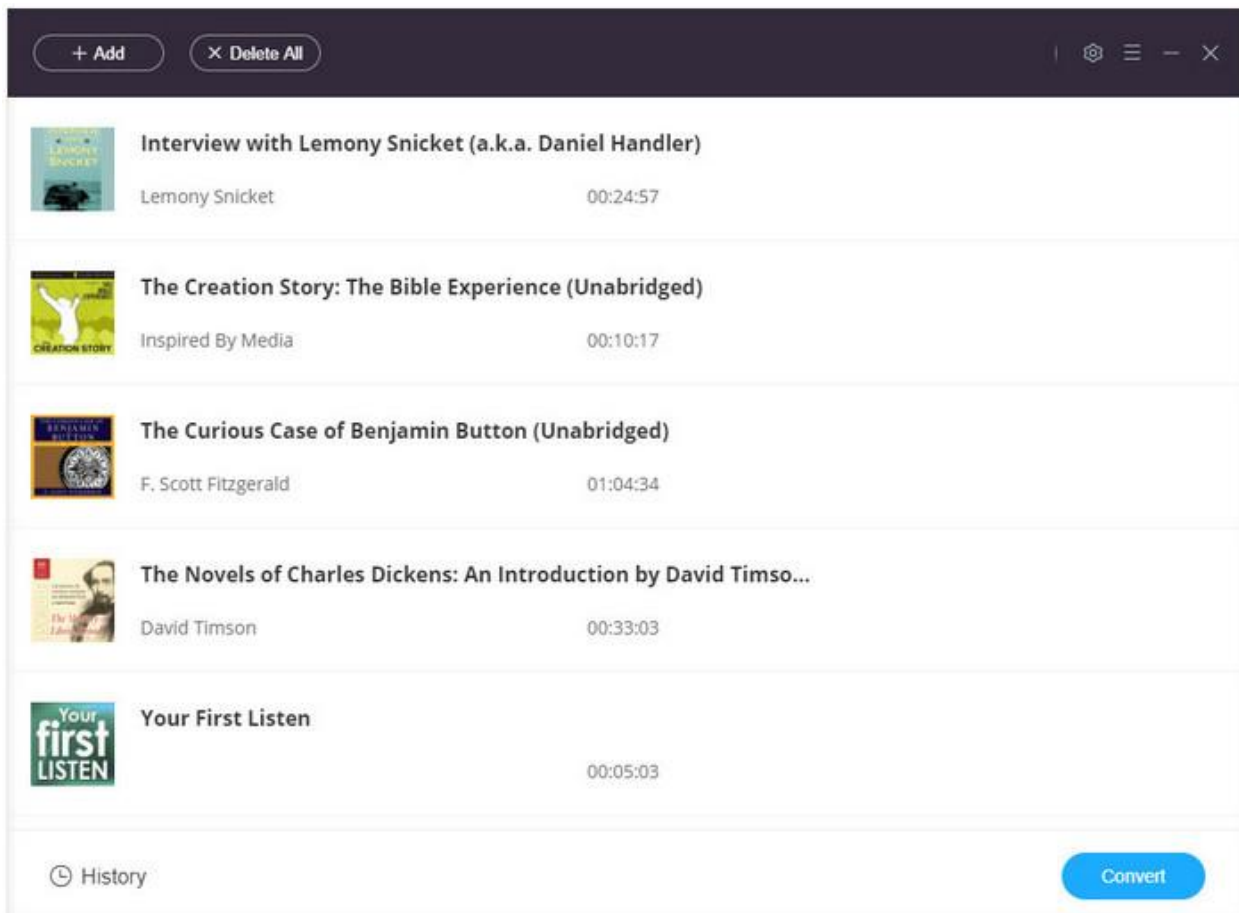


Tutorials



- Add Audible Audiobooks
- Delete Audible Files
- Customize Output Settings
- Convert Audible Audiobooks
- View Conversion History

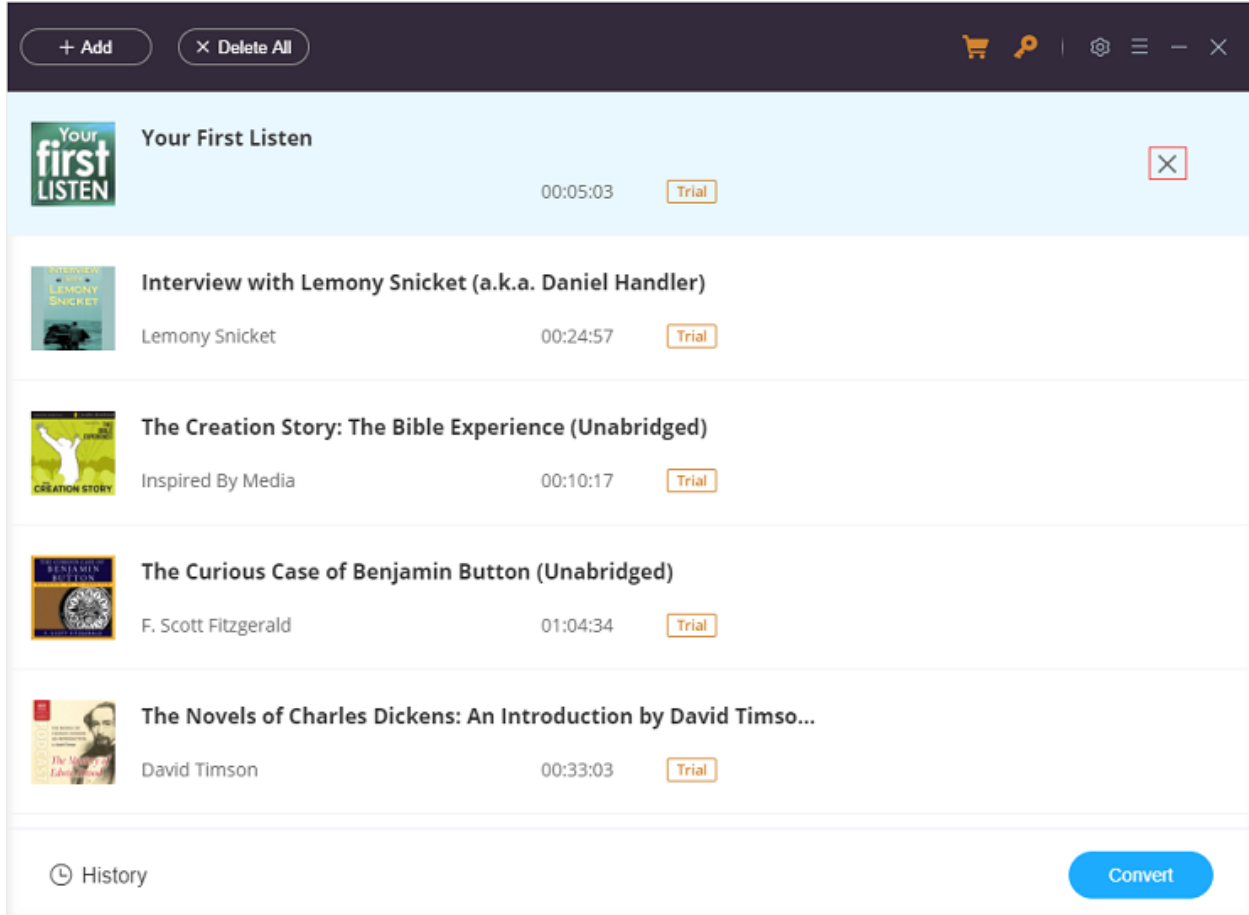
Add Audible Audiobooks

You can click **Add Files** or **+ Add** button to import Audible audiobooks to Audiobook Converter. Besides, you can also drag and drop the Audible files to the main interface directly.



Delete Audible Files


All audiobooks that you need to convert will be listed below. If you still want to delete some files now, just move your mouse on the file and there is a small  to delete the file. If you think you don't want all of them, there is a  button.



The screenshot shows the Macsome Audiobook Converter interface. At the top, there is a dark header bar with a '+ Add' button on the left and a 'Delete All' button on the right. Below the header, there is a list of audiobooks. Each audiobook entry includes a cover image, the title, the author, the duration, and a 'Trial' button. A red 'X' icon is visible in the top right corner of the first audiobook entry, indicating a delete option. At the bottom of the list, there is a 'History' button on the left and a 'Convert' button on the right.

Audiobook Title	Author	Duration	Buttons
Your First Listen		00:05:03	Trial, X
Interview with Lemony Snicket (a.k.a. Daniel Handler)	Lemony Snicket	00:24:57	Trial
The Creation Story: The Bible Experience (Unabridged)	Inspired By Media	00:10:17	Trial
The Curious Case of Benjamin Button (Unabridged)	F. Scott Fitzgerald	01:04:34	Trial
The Novels of Charles Dickens: An Introduction by David Timso...	David Timson	00:33:03	Trial

Customize Output Settings

Click on  icon from the menu bar, and then there will be a pop-up window which allows you to set the output parameters. Macsome provides with 4 download formats, you can convert songs to MP3, AAV, FLAC and WAV format. Other settings parameters like conversion mode, output quality, saving path, naming format are ready for you to customize. Then just need to close the window directly to apply.

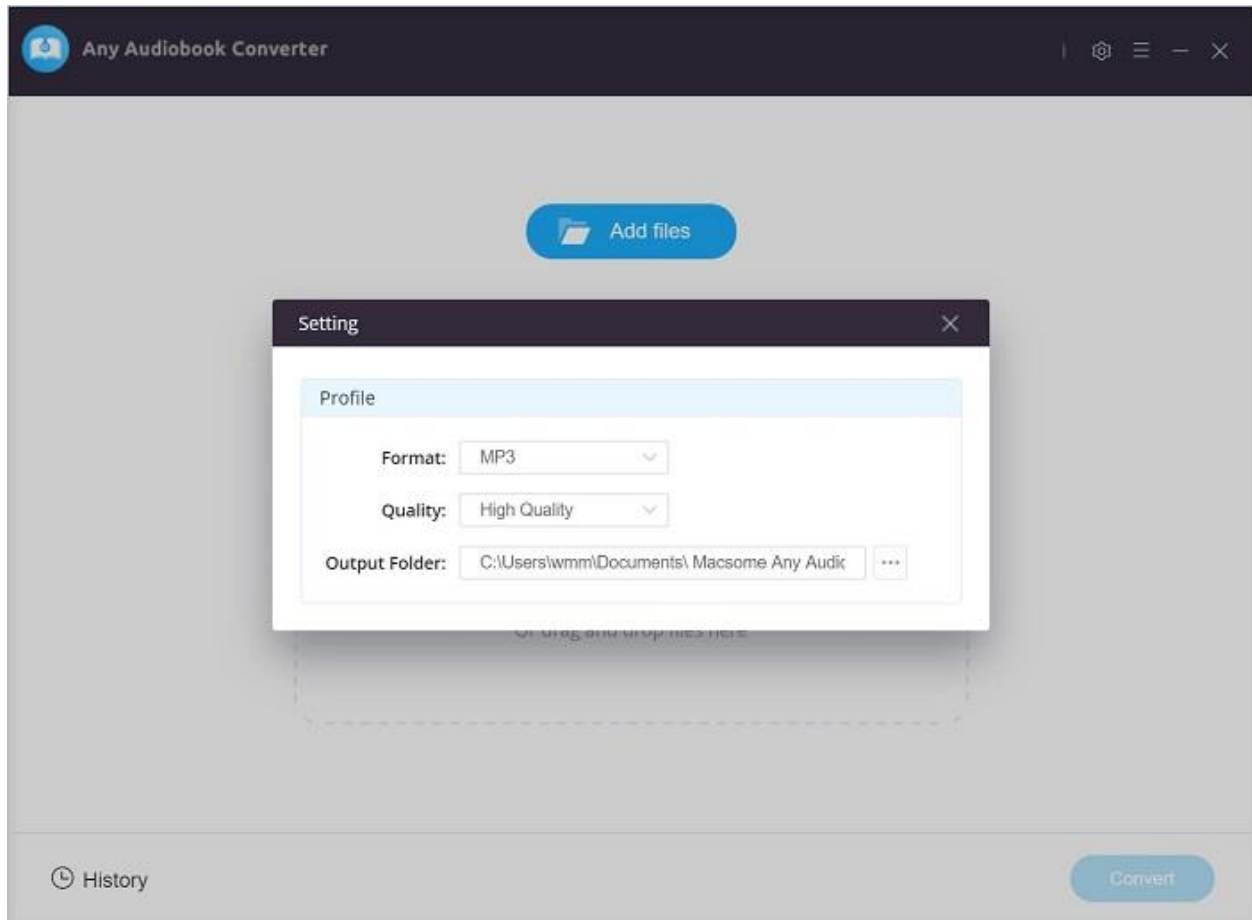
Convert Settings:

Output Format: MP3, M4A, W4B

Output Quality: High Quality, Small Size

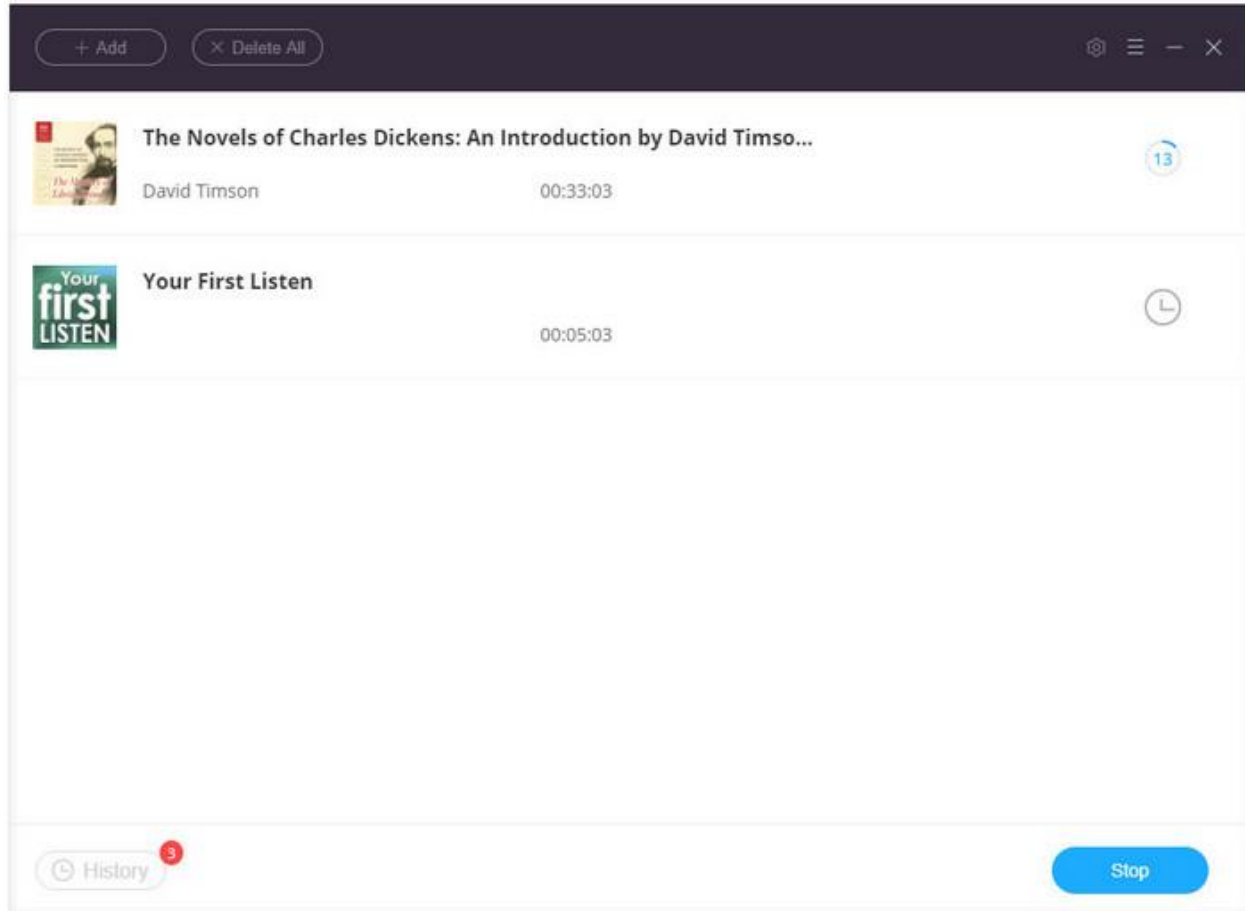
Output Settings:

Output Folder: You can choose to change it or not

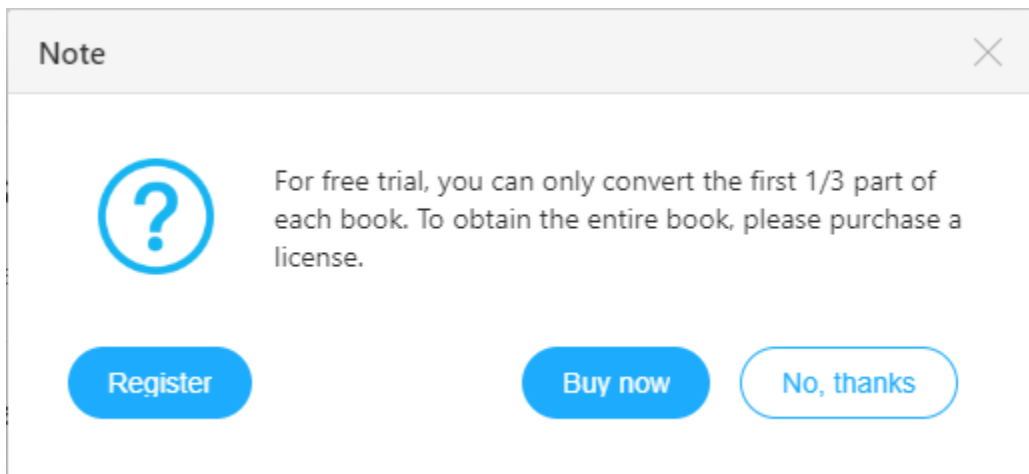


Convert Audible Audiobooks

When finish settings, click "Convert" button to start converting.

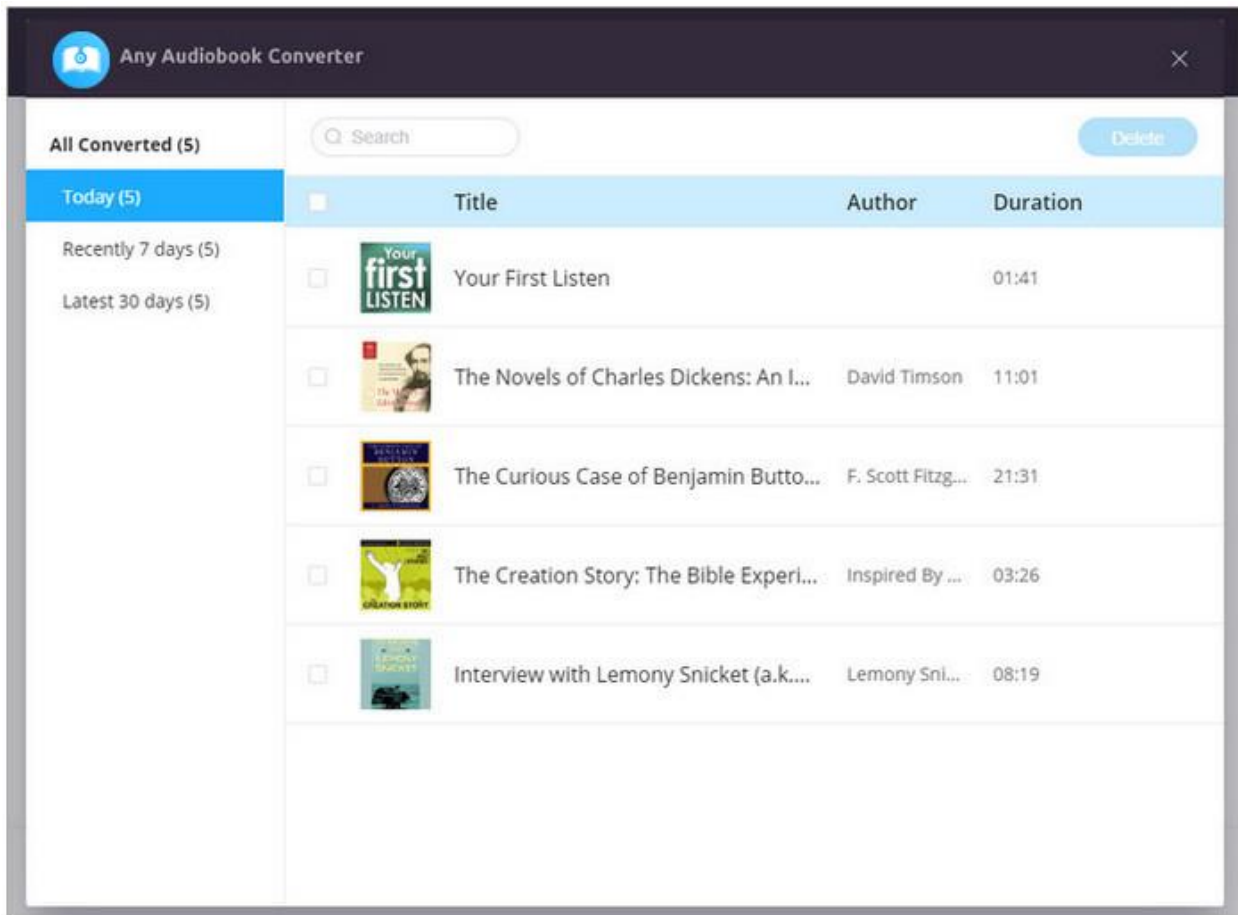


If you haven't purchased the program and use this product for the first time, when you click the "Convert" button, you will see prompt message as follows:








View Conversion History

After conversion, click "History" to find your converted Audible audiobooks.



The screenshot shows the 'Any Audiobook Converter' application interface. At the top, there is a search bar and a 'Delete' button. Below this, a sidebar on the left lists conversion filters: 'All Converted (5)', 'Today (5)', 'Recently 7 days (5)', and 'Latest 30 days (5)'. The main area displays a table of converted audiobooks with columns for 'Title', 'Author', and 'Duration'. Each row includes a checkbox and a small book cover icon.

	Title	Author	Duration
<input type="checkbox"/>	 Your First Listen		01:41
<input type="checkbox"/>	 The Novels of Charles Dickens: An I...	David Timson	11:01
<input type="checkbox"/>	 The Curious Case of Benjamin Butto...	F. Scott Fitzg...	21:31
<input type="checkbox"/>	 The Creation Story: The Bible Experi...	Inspired By ...	03:26
<input type="checkbox"/>	 Interview with Lemony Snicket (a.k....	Lemony Sni...	08:19



Support & Contact

- Support
- Contact Us

Support

For more information, please visit Macsome's official website!

- **Homepage:** <https://macsome.com/>
- **Product Page:** <https://macsome.com/audio-book-converter-win/>

If you meet any problem, you may help yourself with Macsome FAQ!

- **FAQ Page:** <https://macsome.com/audio-book-converter-win/faqs.html>
- **Support Page:** <https://macsome.com/support.html>

Contact Us

If you didn't get the answers from the Homepage, please contact Macsome Audiobook Converter technical support team for further assistance. Technical support inquiry, suggestion, feedback, proposal, compliments, or even criticism, are all welcome.

We are always ready to service you with prompt and useful email support. We will answer your emails within 48 hours.

Support E-mail: support@macsome.com